

## Washers for countersunk screws




- Yellow galvanized steel.
- Specifications for our screws 219 TX.
- They turn the screws in the anchor bolts with mechanical characteristics definitely higher and a greater resting surface.

2

Code	Description	Diameters	D1	D2
246TR00010	6-WASHERS FOR SCREWS COUNTERSUNK HEAD	M6	7,8	19,5
246TR00015	8-WASHERS FOR SCREWS COUNTERSUNK HEAD	M8	9	25
246TR00020	10-WASHERS FOR SCREWS COUNTERSUNK HEAD	M10	12	32


## Washers Uni 6592



- For T.E. screws

DESCR.	MEASURES			BURNISHED STEEL	WHITE GALVANIZED STEEL	STEEL INOX A2 AISI 304	STEEL INOX A4 AISI 316
	X SCREWS	d	D	s	CODE	CODE	CODE
<b>3</b>	3,2	7	0,5	<b>244 00 00100</b>	<b>245 00 00050</b>	<b>247 00 00050</b>	
<b>4</b>	4,3	9	0,8	<b>244 00 00200</b>	<b>245 00 00100</b>	<b>247 00 00100</b>	<b>247 A4 00200</b>
<b>5</b>	5,3	10	1	<b>244 00 00300</b>	<b>245 00 00200</b>	<b>247 00 00200</b>	<b>247 A4 00300</b>
<b>6</b>	6,4	12,5	1,6	<b>244 00 00400</b>	<b>245 00 00300</b>	<b>247 00 00300</b>	<b>247 A4 00400</b>
<b>7</b>	7,4	14	1,6	<b>244 00 00500</b>	<b>245 00 00400</b>		
<b>8</b>	8,4	17	1,6	<b>244 00 00600</b>	<b>245 00 00500</b>	<b>247 00 00500</b>	<b>247 A4 00500</b>
<b>10</b>	10,5	21	2	<b>244 00 00700</b>	<b>245 00 00600</b>	<b>247 00 00600</b>	<b>247 A4 00600</b>
<b>12</b>	13	24	2,5	<b>244 00 00800</b>	<b>245 00 00700</b>	<b>247 00 00700</b>	<b>247 A4 00700</b>
<b>14</b>	15	28	2,5	<b>244 00 00900</b>	<b>245 00 00800</b>	<b>247 00 00800</b>	<b>247 A4 00800</b>
<b>16</b>	17	30	3	<b>244 00 01000</b>	<b>245 00 00900</b>	<b>247 00 00900</b>	<b>247 A4 00900</b>
<b>18</b>	19	34	3	<b>244 00 01100</b>	<b>245 00 01000</b>	<b>247 00 01000</b>	<b>247 A4 01000</b>
<b>20</b>	21	37	3	<b>244 00 01200</b>	<b>245 00 01100</b>		
<b>22</b>	23	39	3	<b>244 00 01300</b>	<b>245 00 01120</b>		
<b>24</b>	25	44	4	<b>244 00 01400</b>	<b>245 00 01130</b>		
<b>27</b>	28	50	4	<b>244 00 01500</b>	<b>245 00 01135</b>		
<b>30</b>	31	56	4	<b>244 00 01700</b>	<b>245 00 01140</b>		
<b>33</b>	34	60	5	<b>244 00 01800</b>			
<b>36</b>	37	65	5	<b>244 00 01900</b>			

## Washers in inches galvanized

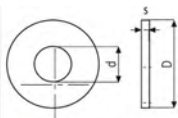


- For T.E. screws

Code	Descr. inches for screws	Measures d	Measures D	Measures s	
2450C00050	1/4	6,4	12,5	1,6	GA
2450C00100	5/16	8,4	17	1,6	GA
2450C00150	3/8	9,5	18	1,5	GA
2450C00175	7/16	11,6	23	2	GA
2450C00200	1/2	13,5	24	2,5	GA
2450C00250	9/16	15	28	2,5	GA
2450C00300	5/8	17	30	3	GA
2450C00400	3/4	20	38	3	GA
2450C00500	7/8	23	39	3	GA

## Sheet metal washers

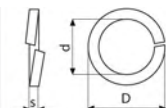
2



- For T.E. screws
- UNI 6593.

DESCR.	MEASURES			YELLOW GALVANIZED STEEL	WHITE GALVANIZED STEEL	STEEL INOX A2 AISI 304
	X SCREWS	d	D	s	CODE	CODE
<b>4x12</b>	4,3	12	1	<b>248 00 00050</b>	<b>248 ZN 00100</b>	
<b>4x16</b>	4,3	16	1,6	<b>248 00 00060</b>	<b>248 ZN 00200</b>	<b>248 A2 00060</b>
<b>5x15</b>	5,5	15	1,6	<b>248 00 00100</b>	<b>248 ZN 00300</b>	<b>248 A2 00100</b>
<b>5x20</b>	5,3	20	1,6	<b>248 00 00200</b>	<b>248 ZN 00400</b>	<b>248 A2 00150</b>
<b>6x18</b>	6,6	18	2	<b>248 00 00300</b>	<b>248 ZN 00500</b>	<b>248 A2 00200</b>
<b>6x24</b>	6,6	24	2	<b>248 00 00400</b>	<b>248 ZN 00600</b>	<b>248 A2 00250</b>
<b>8x24</b>	9	24	2	<b>248 00 00500</b>	<b>248 ZN 00700</b>	<b>248 A2 00300</b>
<b>8x32</b>	9	32	2,5	<b>248 00 00600</b>	<b>248 ZN 00800</b>	<b>248 A2 00350</b>
<b>10x30</b>	11	30	2,5	<b>248 00 00700</b>	<b>248 ZN 00900</b>	<b>248 A2 00400</b>
<b>10x40</b>	11	40	3	<b>248 00 00800</b>	<b>248 ZN 01000</b>	<b>248 A2 00450</b>
<b>12x36</b>	14	36	3	<b>248 00 00900</b>	<b>248 ZN 01100</b>	<b>248 A2 00500</b>
<b>12x48</b>	14	48	3	<b>248 00 01000</b>	<b>248 ZN 01200</b>	<b>248 A2 00600</b>
<b>14x42</b>	16	42	3	<b>248 00 01100</b>	<b>248 ZN 01300</b>	<b>248 A2 00700</b>
<b>16x48</b>	16	48	3		<b>248 ZN 01130</b>	
<b>20x54</b>	20	54	3		<b>248 ZN 01800</b>	
<b>20x60</b>	20	60	3		<b>248 ZN 01810</b>	

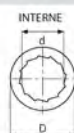
## Spring washers



- Ruggedized.
- Rectangular section.
- Sharp edges.
- UNI 1751B.
- DIN 127B.

DESCR.	MEASURES			BURNISHED STEEL	YELLOW GALVANIZED STEEL	WHITE GALVANIZED STEEL	STEEL INOX A2 - AISI 304
	X SCREWS	d	D	s	CODE	CODE	CODE
<b>4</b>	4,3	7,3	1	<b>266 00 00100</b>			<b>270 00 00040</b>
<b>5</b>	5,3	9,3	1,5	<b>266 00 00200</b>	<b>266 0C 00080</b>		<b>270 00 00050</b>
<b>6</b>	6,45	11,4	1,8	<b>266 00 00300</b>	<b>266 0C 00090</b>	<b>267 00 00250</b>	<b>270 00 00100</b>
<b>8</b>	8,4	14,4	2,5	<b>266 00 00500</b>	<b>266 0C 00200</b>	<b>267 00 00300</b>	<b>270 00 00200</b>
<b>10</b>	10,5	17,5	2,7	<b>266 00 00700</b>	<b>266 0C 00250</b>	<b>267 00 00350</b>	<b>270 00 00300</b>
<b>12</b>	13	21	3,2	<b>266 00 00800</b>	<b>266 0C 00300</b>	<b>267 00 00400</b>	<b>270 00 00400</b>
<b>14</b>	15	24	3,5	<b>266 00 00900</b>	<b>266 0C 00400</b>	<b>267 00 00450</b>	<b>270 00 00450</b>
<b>16</b>	17	27,4	3,8	<b>266 00 01000</b>	<b>266 0C 00450</b>	<b>267 00 00480</b>	<b>270 00 00500</b>
<b>18</b>	19	30	4	<b>266 00 01100</b>	<b>266 0C 00500</b>	<b>267 00 00500</b>	
<b>20</b>	21	33	4,5	<b>266 00 01200</b>	<b>266 0C 00600</b>	<b>267 00 00600</b>	
<b>22</b>	23	36	5	<b>266 00 01300</b>			
<b>24</b>	25	39	5,5	<b>266 00 01400</b>			

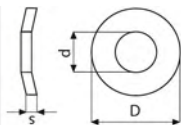
## Washers outdoor-indoor range white galvanized - stainless A2



DESCR.	MEASURES			EXTERNAL DENTURES STEEL C 70	INTERNAL DENTURES STEEL C 70	EXTERNAL DENTURES STEEL INOX A2 - AISI 304
	X SCREWS mm	d	D	CODE	CODE	CODE
4	4,3	8		<b>252 ZN 00050</b>		
5	5,1	9		<b>252 ZN 00100</b>		
6	6,4	11		<b>252 ZN 00200</b>	<b>251 ZN 00200</b>	<b>252 A2 00050</b>
8	8,4	14		<b>252 ZN 00400</b>	<b>251 ZN 00400</b>	<b>252 A2 00060</b>
10	10,5	18		<b>252 ZN 00600</b>	<b>251 ZN 00600</b>	<b>252 A2 00100</b>
12	12,5	20,5		<b>252 ZN 00700</b>	<b>251 ZN 00700</b>	<b>252 A2 00200</b>

- Spring steel C 70
- DIN 6798
- Galvanized finish white
- stainless A2

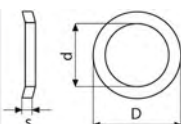
## Elastic conical washer table Fiat 10187



- Steel C 70

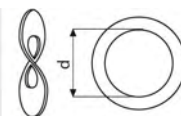
Code	Descr. for screws	d	D	s
2460000100	6	6,4	12	1,2
2460000150	7	7,4	13	1,2
2460000200	8	8,4	15	1,5
2460000300	10	10,5	20	2,3
2460000400	12	12,5	24	2,5
2460000500	14	14,5	32	3,5
2460000600	16	16,5	34	3,5
2460000700	18	18,7	36	4

## Schnorr washers



Code	Desc. Measure	d	D	s
2920000100	4	4,3	7	0,5
2920000200	5	5,3	8,5	0,6
2920000300	6	6,4	10	0,7
2920000500	8	8,4	13	0,8
2920000600	10	10,5	16	1
2920000700	12	13	18	1
2920000800	14	15	21	1,2
2920000900	16	17	24	1,2
2920001000	18	19	27	1,5

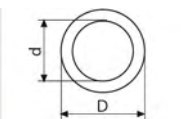
## Wave washers type "B" galvanized white



- DIN 137.
- Steel C70.
- White galvanized finish.

Code	Desc. d
255ZN00100	4
255ZN00200	5
255ZN00300	6
255ZN00500	8
255ZN00600	10
255ZN00700	12

## Copper washers toric section

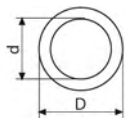


- Heat resistance: + 900 ° C
- With padding, asbestos-free (hovoseal)

Code	Desc. d x D
2770000100	6x10
2770000300	8x13
2770000600	10x15
2770000700	12x17
2770000800	14x20
2770000900	16x22
2770001100	18x24
2770001200	20x26
2770001300	22x27

2

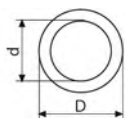
## Aluminum washers



- Heat resistance: + 300 ° C
- Thickness mm 1,5

Code	Desc. d x D
2780000100	6x10
2780000200	6x12
2780000300	7x14
2780000400	8x12
2780000500	8x14
2780000600	9x15
2780000700	10x14
2780000800	10x16
2780000900	12x16
2780001000	12x18
2780001100	14x18
2780001200	14x20
2780001300	16x20
2780001400	16x22
2780001500	18x22
2780001600	18x24
2780001700	20x26
2780001800	20x28
2780001900	22x28
2780002000	24x30
2780002100	26x32
2780002200	28x34
2780002300	30x36
2780002400	30x38
2780002500	32x38
2780002600	40x48

## Fiber washers




- Heat resistance: + 90 ° C
- 1.5mm

Code	Desc. d x D
2800000100	6x10
2800000200	6x12
2800000300	7x14
2800000400	8x12
2800000500	8x14
2800000600	8x16
2800000800	10x14
2800000900	10x16
2800001000	12x16
2800001100	12x18
2800001200	14x18
2800001300	14x20
2800001400	16x22
2800001500	16x24
2800001600	18x24
2800001800	20x26
2800002000	20x28
2800002100	22x28
2800002300	26x32
2800002600	30x38



## Washers sealing fluids



- Components: Outer ring of carbon steel, inner ring trapezoidal rubber NBR 90 Shore A.

Code	Descr. for screws	d mm	D mm	s mm	For screws inch	For screws pitch gas
2530000100	5	5,21	8,38	1,22	-	-
2530000200	6	6,86	13,21	1,22	1/4	-
2530000300	8	8,64	14,22	1,22	5/16	-
2530000400	10	11,26	18,36	2,03	-	-
2530000500	11	11,69	13,05	2,03	7/16	-
2530000600	12	13,74	20,57	2,03	1/2	1/4
2530000700	14	14,86	22,23	2,03	9/16	-
2530000800	16	16,51	25,40	2,03	5/8	-
2530000850	17	17,28	23,80	2,03	-	3/8
2530000900	18	19,69	26,92	2,34	3/4	-
2530001000	20	21,54	28,58	2,34	13/16	1/2
2530001100	22	23,49	31,75	2,34	7/8	5/8
2530001200	24	24,26	33,27	2,34	15/16	-
2530001300	26	27,05	34,93	2,34	1"	3/4
2530001400	27	27,82	38,61	2,34	1" - 1/16	-
2530001500	28	29,33	36,58	2,34	1" - 1/8	-
2530001600	30	30,81	38,10	2,34	1" - 3/16	7/8
2530001700	33	33,89	42,80	3,25	1" - 5/16	1"
2530001800	42	42,93	52,38	3,25	1" - 5/8	1" - 1/4
2530001900	48	48,44	58,60	3,25	1" - 7/8	1" - 1/2


## Washers sealing fluids



- Pattern Nylon specific for Ford.
- For Renault.

Code	Description	Dim. D x d x s	Photo
2530000860	17/1 -Washers sealing fluids Renault	24x17x13	2
2530003000	22x15x2 - Nylon Washers sealing fluids Ford	22x15x2	1
2530003100	12.8x20x2 - Nylon Washers sealing fluids Ford	12.8x20x2	1

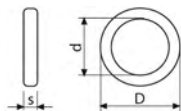
## Copper washers gas dimensions



- Heat resistance: + 900 ° C

Code	Desc. d	s	Corresp in mm.
2760004200	1/8GAS	1,5	10X14
2760004300	1/4GAS	1,5	13X20
2760004400	5/16GAS	1,5	15X22
2760004500	3/8GAS	1,5	17X23
2760004600	1/2GAS	1,5	21X27
2760004800	3/4GAS	1,5	27X33
2760004900	7/8GAS	1,5	30X36
2760005100	1-1/4GAS	1,5	42X50
2760005200	1-1/2GAS	1,5	48X58

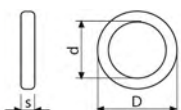
## Copper washers Size in inches



- Heat resistance: + 900 ° C.

Code	Desc. <i>d</i>	s	Corresp in mm.
2760003500	1/4W	1,5	6,7
2760003600	5/16W	1,5	8,4
2760003650	3/8W	1,5	10
2760003800	1/2W	1,5	13,5
2760003900	9/16W	1,5	15
2760004000	3/4W	1,5	21
2760004100	1W	1,5	26,5

## Copper washers millimeters dimensions



- Heat resistance: + 900 ° C.

Code	Desc. <i>d x D</i>	s
2760000100	6x10	1,5
2760000150	6x10	0,80
2760000200	6x12	1,5
2760000400	8x12	1,5
2760000450	8x12	0,80
2760000500	8x14	1,5
2760000600	9x15	1,5
2760000700	10x14	1,5
2760000800	10x16	1,5
2760001000	12x16	1,5
2760001100	12x18	1,5
2760001200	14x18	0,2
2760001300	14x18	1,5
2760001400	14x20	1,5
2760001500	14x22	1,5
2760001600	14x24	1,5
2760001700	16x20	1,5
2760001800	16x22	1,5
2760001900	18x22	1,5
2760002000	18x24	1,5
2760002100	20x26	1,5
2760002200	20x28	1,5
2760002300	22x26	1,5
2760002400	22x28	1,5
2760002500	24x30	1,5
2760002700	26x32	1,5
2760002800	26x34	1,5
2760002900	28x36	1,5
2760003000	30x38	1,5
2760003100	32x38	1,5
2760003150	35x43	1,5
2760003170	36x44	1,5
2760003200	38x46	1,5
2760003300	40x48	1,5

## Assortment flat washers galvanized



- Contents: 12 measures galvanized washers UNI 6592 diam. 4 to diam. 22.
- Total 430 pieces.
- Supplied in a plastic carrying case our cod. 398 00 01700 200.

2

Code	Desc.
2450100100	12

### Contenuto kit

CODICE	DESCRIZIONE	Q.tà
245 00 00400	7 -RONDELLA PIANA ZINCATA	60
245 00 00500	8 -RONDELLA PIANA ZINCATA	40
245 00 00600	10-RONDELLA PIANA ZINCATA	20
245 00 00700	12-RONDELLA PIANA ZINCATA	20
245 00 00800	14-RONDELLA PIANA ZINCATA	10
245 00 00900	16-RONDELLA PIANA ZINCATA	8
245 00 01000	18-RONDELLA PIANA ZINCATA	8
245 00 01100	20-RONDELLA PIANA ZINCATA	2
245 00 01120	22-RONDELLA PIANA ZINCATA	2
245 00 00100	4 -RONDELLA PIANA ZINCATA	100
245 00 00200	5 -RONDELLA PIANA ZINCATA	100
245 00 00300	6 -RONDELLA PIANA ZINCATA	60

## Banners washers assortment ZJ



- Contents: 9 measures yellow headbands galvanized washers UNI 6593 4x12 to 10x30.
- Total 850 parts.
- Supplied in plastic case n / t cod. 398 00 01900 ABH4.

Code	Desc.
2480100100	12

### Content kit

CODE	DESCRIPTION	PCS
248 00 00060	4X16	100
248 00 00100	5X15	100
248 00 00200	5X20	100
248 00 00300	6X18	100
248 00 00400	6X24	100
248 00 00500	8X24	100
245 00 00100	8X32	100
245 00 00200	10X30	50
245 00 00300	4X12	150

## Assortment spring washers reinforced burnished

2



- Contents: 12 sizes of spring washers reinforced by dim. 4 to diam. 20
- Total 486 pieces
- Supplied in a plastic carrying case n / s cod. 398 00 01 700 200

Code	Desc.
2660100100	12

### Content kit

CODE	DESCRIPTION	PCS
266 00 00100	4	150
266 00 00200	5	150
266 00 00300	6	50
266 00 00400	7	50
266 00 00500	8	25
266 00 00700	10	25
266 00 00800	12	12
266 00 00900	14	6
266 00 01000	16	6
266 00 01100	18	6
266 00 01200	20	6

## Assorted copper washers



- Content: 18 measures copper washers from 6x10 to 26X32.
- Total 623 pieces.
- Supplied in a plastic carrying case our cod. 398 00 01800 201.

Code	Desc.
2760100200	18

### Content kit

CODE	DESCRIPTION	PCS
276 00 00100	6X10	50
276 00 00200	6X12	50
276 00 00600	9X15	50
276 00 00400	8X12	50
276 00 00500	8X14	50
276 00 00700	10X14	50
276 00 00800	10X16	50
276 00 01000	12X16	50
276 00 01100	12X18	50
276 00 01300	14X18	25
276 00 01400	14X20	25
276 00 01800	16X22	25
276 00 01900	18X22	25
276 00 02000	18X24	25
276 00 02200	20X28	12
276 00 02300	22X26	12
276 00 02500	24X30	12
276 00 02700	26X32	12



## Assorted copper washers toric section



- Contents: 12 sizes of copper washers toric section from 6x10 to 22x27.
- Total 190 pieces.
- Supplied in a plastic carrying case our cod. 398 00 01700 200.

2

Code	Desc.
2770100200	12

### Content kit

CODE	DESCRIPTION	PCS
277 00 00100	6X10	30
277 00 00300	8X13	25
277 00 00600	10X15	25
277 00 00700	12X17	25
277 00 00800	14X20	10
277 00 00900	16X22	20
277 00 01100	18X24	10
277 00 01200	20X26	10
277 00 01300	22X27	10

## Assortment aluminum washers



- Content: 18 measures aluminum washers from 6x10 to 26X32.
- Total 762 pieces.
- Supplied in a plastic carrying case n / s cod. 398 00 01800 201.

Code	Desc.
2780100200	18

### Content kit

CODE	DESCRIPTION	PCS
278 00 00100	6X10	100
278 00 00200	6X12	100
278 00 00300	7X14	50
278 00 00400	8X12	50
278 00 00500	8X14	50
278 00 00600	9X15	50
278 00 00700	10X14	50
278 00 00800	10X16	50
278 00 00900	12X16	50
278 00 01000	12X18	50
278 00 01200	14X20	20
278 00 01300	16X20	20
278 00 01400	16X22	20
278 00 01600	18X24	20
278 00 01800	20X28	25
278 00 01900	22X28	25
278 00 02000	24X30	5
278 00 02100	26X32	5

## Assortment fiber washers

2



- Contents: 18 measures of fiber washers from 6x10 to 22x28.
- Total 448 pieces.
- Supplied in a plastic carrying case n / s cod. 398 00 01700 200.

Code	Desc.
2800100100	12

### Content kit

CODE	DESCRIPTION	PCS
280 00 00100	6X10	100
280 00 00200	6X12	50
280 00 00400	8X12	50
280 00 00500	8X14	50
280 00 00800	10X14	50
280 00 00900	10X16	50
280 00 01100	12X18	25
280 00 01300	14X20	25
280 00 01400	16X22	25
414 00 01200	18X24	12
414 00 01300	20X28	12
278 00 02100	22X28	12