

Rapid clamps



- Rapid clamp.
- Handle with rubber, non-slip and ergonomic.
- Bar steel which allows maximum pressures and reduces the danger of buckle and twist.
- New locking system that increases the capacity clamping and sealing of 40%.

Code	Desc.	Opening mm
4430012595	224P - 300	300
4430012598	224P - 605	605

Clamps for carpenters and shipyards



- Steel clamps with sliding plug.

Code	Desc.	Opening mm
4430012620	224 - 250	250
4430012630	224 - 300	300
4430012640	224 - 350	350
4430012650	224 - 400	400
4430012670	224 - 500	500
4430012680	224 - 600	600
4430012690	224 - 800	800
4430012700	224 - 1000	1000

Clamps Steel Professional



- Clamps entirely forged steel, galvanized protection extremely durable, one-piece construction.
- Screw steel running rolled and burnished, special hood drawn and machined for precision fastening.
- Extremely robust construction to ensure safe usage for all types of heavy machining.
- Lower screw for locking the movable arm to the simple plucking and its use also as retractors, through the application of appropriate heads supplied separately. ideal for use by carpenters, locksmiths, mechanics, fitters, mechanics, etc..



Code	Desc.	Opening mm	Depth mm	Sez.Guida mm	Weight Kg.
4430050540	1010/16	160	80	16X7.5	0.5
4430050545	1010/20	200	100	19.5X9.5	0.9
4430050550	1010/30	300	140	25X12	1.8
4430050555	1010/40	400	120	25X12	1.9
4430050560	1010/50	500	120	25X12	2.1
4430050565	1010/60	600	120	25X12	2.3
4430050570	1010/80	800	120	27X13	3.3
4430050575	1010/100	1.000	120	27X13	3.70

8

Spare Parts		
Code	Desc.	Heads for use as retractors for Clamps
4430050650	1012G	Length 300 to 1,000

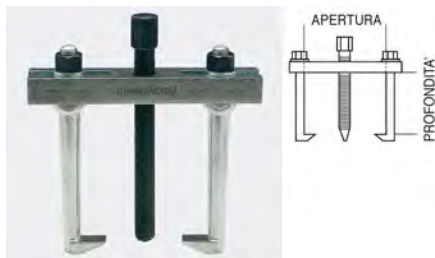
Clamps steel rapid professional



- Clamps entirely forged steel, galvanized protection extremely durable, one-piece construction.
- Clamping system with the ratchet lever, which makes application very fast and safe in every type of use.
- Fine teeth for better regulation of tightening, hood pressure moving platen. Anatomic handle in one piece.
- Extremely robust construction to ensure safe usage for all types of heavy machining.
- Lower screw for locking the movable arm to the simple plucking and its use also as retractors.

Code	Desc.	Opening mm	Depth mm	Sez.Guida mm	Weight Kg.
4430050600	1011/16	160	80	16X8	1.0
4430050605	1011/20	200	100	20X10	1.3
4430050610	1011/25	250	120	22X11	1.9
4430050615	1011/30	300	140	25X12	2.7


Universal extractors with 2 arms



- Puller Tool universal 2-arm for interior and exterior steel forged.

Code	Desc.	N. arms	Opening mm	Depth mm
4430021100	284 - 2x80	2	80	75
4430021110	284 - 2x120	2	120	100
4430021120	284 - 2x140	2	140	100
4430021130	284 - 2x180	2	180	140
4430021140	284 - 2x250	2	250	250
4430021150	284 - 2x300	2	300	300

Universal extractors 3-arm



- Puller Tool universal 3-arm for interior and exterior steel forged.

Code	Desc.	N. arms	Opening mm	Depth mm
4430021200	285 - 3x90	3	90	75
4430021205	285 - 3x120	3	120	100
4430021210	285 - 3x160	3	160	100
4430021220	285 - 3x190	3	190	140

Arms parts for extractors



- Arms parts for extractors at 2 and 3 arms our art. cod. 443 284/285.

Code	Desc.	Depth mm
4430021310	286 - 120	100
4430021320	286 - 140	100
4430021325	286 - 160	100
4430021330	286 - 180	140
4430021340	286 - 250	250
4430021350	286 - 300	300

Bearing puller



- For the extraction of all types of ball bearings which can not be grasped neither internally nor externally.
- The special adapters fitted between a sphere and the other and rotated 90 ° constitute a robust and secure grip.
- For the extraction of bearings mounted on: induced, sump, gearbox shafts, etc.
- Bearing \varnothing 20 to \varnothing 95 mm.

INSTRUCTIONS FOR USE

- 1) Drill the bearing cage in two diametrically opposed points.
- 2) Plug the adapters into the holes.
- 3) Turn the adapters of 90° degrees.

PER CUSCINETTI
DA \varnothing 20 A \varnothing 95!



Code	Desc.	Use range mm
4770000020	2	20-95

Puller Tool universal 2-arm



- Puller Tool universal 2-arm for internal and external.
- Legs gripping ultra-thin (2 mm).
- The 6 arms included allowing a very wide scope.
- Opening 160 mm max.

AMPIO CAMPO DI APPLICAZIONE!



Code	Description	Lunghezza bracci
4770001980	198	90-200-250 mm
4770001981	198 R FOOT REPLACEMENT	-

Extractor wiper and battery terminals with 2 arms



- Puller two arms suitable for wiper and battery terminals.
- Article suitable for body shops, windshield replacement centers, workshops, elettrauto.
- The particularly reduced dimensions and the ultra strong material makes the article particularly suitable for the removal of wiper arms.
- Size: 6mm opening min, max opening 36mm, depth max 25mm.

Code	Description
4770005390	641 - Extractor wiper and battery terminals

Stud extractor



- Extractor roller hanger bolts or damaged screws.
- Allows the screwing and extracting stud bolts without damaging the threads.
- 1/2 square drive, external hexagon of 22 mm.
- Chrome steel-vanadium.

Code	Desc.	For screws m	a mm	L mm
4430040851	459/1 - 6	6	25	65
4430040852	459/1 - 7	7	25	65
4430040853	459/1 - 8	8	25	65
4430040855	459/1 - 10	10	29	75
4430040857	459/1 - 12	12	29	75
4430040858	459/1 - 14	14	29	75

Extractor cam for hanger bolts




- Galvanized steel.
- Hexagonal connection maneuvering.

Code	Desc.	For screws diameter mm	Hexagonal wrench mm
4430024510	311-5-20	5-20	27

Strippers claims for damaged screws

- Conical extractors for damaged screws.
- Simply drill the screw-introduce the appropriate extractor and turn to the left to pull the screw.
- The best use is in 1/3 closer to the shank, the following table recommends diam. of drilling, where possible to practice them.



Code	Desc.	For screws m	Ø punta consigliata mm
4430024600	312 - 3 - 6	3 - 6	2
4430024610	312 - 6 - 8	6 - 8	2,5
4430024620	312 - 8 - 11	8 - 11	3,5
4430024630	312 - 11 - 14	11 - 14	5,5
4430024640	312 - 14 - 18	14 - 18	7
4430024650	312 - 18 - 24	18 - 24	10,5
4430024660	312 - 24 - 33	24 - 33	13,5
4430024670	312 - 33 - 50	33 - 50	18,5

Series extractors claims for damaged screws



Code	Desc.	N. Pieces	For screws
4430024700	313	5	3 - 18 mm
4430024800	314	6	3 - 24 mm
4430024900	315	8	3 - 50 mm



Extractor kit for broken bolts



Dim.232x167x54



- Extractor kit for broken bolts 11 pcs
- Extractors in special steel with a 3/8" - 1/2" square attachment
- From diameter 2 to diameter 7 with a 3/8" square attachment
- From diameter 8 to diameter 16 with a 1/2" square attachment
- Supplied in a plastic case
- **N.B. Drill the broken bolt to utilise the extractor kit correctly. Insert the extractor with an adequate diameter into the hole until a secure grip is felt, then rotate in an anticlockwise direction.**

Code	Description
4430057880	1777-Kit estrattori viti rotte 2-16

Spare Parts				
Attacco quadro	Code	Description	Diam. mm	L mm
3/8	4430057890	1777-2-3/8- estrattore	2	60
3/8	4430057900	1777-3-3/8- estrattore	3	60
3/8	4430057910	1777-4-3/8- estrattore	4	60
3/8	4430057920	1777-5-3/8- estrattore	5	60
3/8	4430057930	1777-6-3/8- estrattore	6	60
3/8	4430057940	1777-7-3/8- estrattore	7	60
1/2	4430057950	1777-8-1/2- estrattore	8	78
1/2	4430057960	1777-10-1/2- estrattore	10	78
1/2	4430057970	1777-12-1/2- estrattore	12	78
1/2	4430057980	1777-14-1/2- estrattore	14	78
1/2	4430057990	1777-16-1/2- estrattore	16	78

8

Compass needle for hexagonal screws



- Compass variable opening to tighten or loosen hex head screws also ruined.
- The special needles Contour on the head providing a secure grip.
- Range: 7 to 19 mm and 1/4 to 3/4 ".
- Female square 3/8.

Code	Desc.	Attachment □	For screws TE mm	For screws TE inch
4430044970	525	3/8	7 - 19	1/4 - 3/4

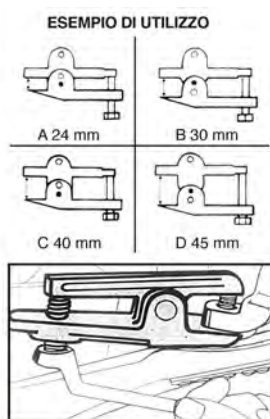
Tensioning springs shock absorbers



- Brackets for mounting and dismantling of all the springs to drive spiral.
- Maximum length of 320 mm compression.
- Special steel, to be used with hand tools.

Code	Desc.
4770000060	6

Extractor heads steering 4 position



- This type of extractor is adjustable by means of a locking pin.
- It is used in places and on heads that would not be removed with normal equipment.
- Fork opening 19 mm.
- For cars.

Code	Desc.	Fork opening mm
4770001260	126	19

Strippers steering heads



- Strippers universal ball joints and tie rods.
- Fine milling of the fork does not damage the oil seals.
- For cars with opening fork 19 mm.
- For commercial vehicles and trucks with 30 mm fork opening.

Code	Desc.	Fork opening mm
4770000130	13	19
4770000131	13/1	30

Puller Set to electrical terminals



- Complete set of extractors specific for the disassembly of the electrical terminals with retaining tooth by the blocks, without causing damage. terminals cts extraction may be recycled.
- Indispensable to elettrauto, electricians, repairmen electronics, appliances, auto repair in general, etc ..
- Can be used on electrical systems of cars, motorcycles, trucks, civil, electronics, computers, appliances, etc..
- The range comes complete, includes 12 different tools with different shapes and sizes, to all terminal types: round, flat, pin, bush, etc ..

Code	Desc.
3170026210	52755

Remove steering rods



- Universal device that allows you to assemble and disassemble the ring nuts of the steering tie rods without removing the steering gear.
- Not having to disassemble the steering box from its housing, the operator has a considerable saving of time.
- For tightening use a torque wrench.
- Compass with special roller device of internal diameter 35 to 45 mm.

Code	Desc.	Length mm
4770001160	116	400

Puller inner rings wheel hubs



- This device is able to extract the inner rings that are stranded on the hubs when removing the bearing from the wheels.
- With self-locking effect you can remove any type of bearing ring, including those without milling, such as those found on the hubs of the latest VW cars.
- The apparatus of the universal type, it is enough to know the \varnothing inside and outside of the bearing to be extracted for the choice of appropriate caliper.
- Passenger car group Fiat, VW / Audi, Citroen and Renault.

CONTENT

- 1 Basic device
- 1 forceps extraction from 40 to 45 mm
- 1 forceps extraction from 45 to 51 mm
- 1 forceps extraction from 51 to 55 mm
- 1 forceps extraction from 55 to 61 mm.

Code	Desc.	Application
4770002010	201	FROM 40 TO 61 mm

Spare Parts	
Code	Description
4770002013	Forceps extraction from 40 to 51 mm
4770002015	forceps extraction from 55 to 61 mm

Deposit spacers for bearings and hubs



- Deposit composed of 7 spacers to extract and insert bearings and hubs.
- Each piece is numbered to avoid confusion with the application table that accompanies the tape.
- Thanks to these spacers the extraction of the bearings with the aid of the press becomes a work quickly and safely.
- It is avoided the danger of breakage of the hub as the spacer is shaped in such a way as to work the piston of the press perpendicularly to the bearing.
- Particularly suitable for all workshops cars and SUVs.

Code	Description
4770002400	240 - Spacer kit

Multifunction extractor



- Extractor combined
- Flexible rod that allows you to enter even in narrow parts and uncomfortable.
- Magnet in the head and jaws for
- Retention and taking part.
- With LED light to better identify the piece to be recovered.



Code	Description	Length mm
4430056850	1790	650

Flexible arm with magnet tip



- He raises up to 500 grams. of weight.
- Tip diameter 14mm.

Code	Desc.	Length mm	Capacity lift
4430025000	316	580	500 Gr.

Telehandlers pocket



- More convenience with its small footprint, it puts in the pocket like a pen.
- High lifting capacity.

Code	Desc.	Length mm	Capacity lift
4430025010	316 T. 350	450	350 Gr.
4430025020	316 T. 760	450	760 Gr.

Wad with needles for extracting radio



- Product useful for extractions radio.
- Practical, tough and especially indispensable to operate with efficiency and speed.
- Thanks to the universal set of needles contained within it can extract the kit car radios of almost all automakers.
- Absolutely it does not damage the car radio and its box.

HOW TO USE:

- Apart the tow.
- Choose the appropriate needle for each brand.
- Pull the car radio.



Code	Desc.
4770003095	310



Mounting Kit elastic straps



- Specific kit to put on without risks of damaging the new elastic belts on the pulleys
- The kit is suitable for belts of width 32mm and 50mm
- Suitable for car workshops
- Kit Components:
 - 1 calzatore width 32 mm
 - 1 calzatore width 50 mm ..
 - 1 screw M8x25 mm diam5,9
 - 1 screw M8x40 mm diam.5,7
 - 1 screw M8x65 mm diam.5,6



Code	Description
4770005850	708

Universal kit for the extraction of the silent block



- Practical kit for the extraction of the silentblock from the seat without risk of breakage.
- The series of details that comes with the kit allows you to operate on all the current arrangements for silent blocks that are normally mounted on the vehicle fleet.
- For car workshops.
- The silent blocks must be replaced when you hear loud and annoying metallic noise during braking or when taking holes or bumps.
- Content: 20 different bushings to work on all sizes of silent blocks on the market; 6 different washers to be used with the various rubber bushings during the operations of extraction and / or introduction of silent blocks; Screws for extraction and / or introduction.

Code	Description
4770005860	709

Spare Parts	
Code	Description
4770005864	Barra filettata M16x1,5 con 2 dadi
4770005863	Barra filettata M14x1,5 con 2 dadi
4770005862	Barra filettata M12x1,5 con 2 dadi
4770005861	Barra filettata M12x1,5 con 2 dadi

8

Pneumatic glowplug extractor



- Ideal for workshops
- Pneumatic impulse extractor for glowplugs
- Ideal for blocked glowplugs
- Can be utilised in four torque settings: 10-20-30-40 Nm to unblock glowplugs
- Supplied with 5 x special 1/4" attachment extended sockets for glowplugs:
- Supplied in a metal case
- **Complete with:**
- 5 x 1/4" extended sockets, measuring 8-9-10-11-12 mm
- 2 x extensions
- 1 x universal joint

Code	Description
4180008670	Pneumatic glowplug extractor



Spare Parts	
Code	Description
4430057780	Bussola 1/4 lunga 8mm
4430057790	Bussola 1/4 lunga 9mm
4430057800	Bussola 1/4 lunga 10mm
4430057810	Bussola 1/4 lunga 11mm
4430057820	Bussola 1/4 lunga 12mm
4430057830	Prolunga 1/4 50 mm
4430057840	Prolunga 1/4 100 mm
4430057850	Snodo 1/4

Kit estrazione candele rotte



La richiesta di utensili che possano andare ad estrarre la parte della candelette che rimane all'interno del blocco motore è in forte aumento, non che le candele di preriscaldamento siano così difettose, ma il più delle volte la loro sostituzione è a causa di una mancata manutenzione del mezzo.

I produttori e le case madri consigliano di controllarle tra gli 80.000 e i 100.000 km, e se, come sempre più spesso accade, questo non succede portando le candele a fine vita, esse sono più sottoposte a rotture, soprattutto quando arriva il momento di smontarle per sostituirle.

La candelette generalmente si spezza sotto la testa di forma esagonale, per cui il corpo rimane nella sede con la parte finale, e a questo punto iniziano i problemi.

La rimozione può essere effettuata solamente in 2 modi: il più lungo e costoso è quello che vede lo smontaggio della testata e la rimozione dalla parte interna della candelette rotta. Oggi però esistono in commercio dei kit dedicati per la rimozione sicura della parte rotta della candelette senza dover smontare la testata.

Molti produttori hanno creato kit dedicati a questo scopo, pertanto se un meccanico intendesse avere tutto quanto occorre per intervenire in questi casi, dovrebbe acquistare non meno di 7-8 kit con un notevole impegno economico.

Sul mercato esistono candele di varie misure, M8x1 - M9x1 - M10x1 - M10x1,25, pertanto in base al tipo di vettura se ne possono trovare diverse.

Alcuni esempi:

- M8x1: motori mj1.3 - 2.3 - 3.0
 Mercedes cdi
- M9x1: Mercedes vecchi modelli
- M10x1: Mercedes cdi
 Renault dci 1.5 - 1.9 - 2.2 - 2.5
 Renault 2.0 cdi
 Peugeot 2.0 hdi

Per venire incontro alle esigenze di mercato, ma soprattutto dei nostri clienti, abbiamo studiato in collaborazione con dei produttori qualificati un kit UNIVERSALE che consente, grazie alla precisione e alla qualità dei componenti, di assolvere in pieno a quanto richiesto: l'estrazione di qualsiasi tipo di candelette su qualsiasi modello attualmente circolante.

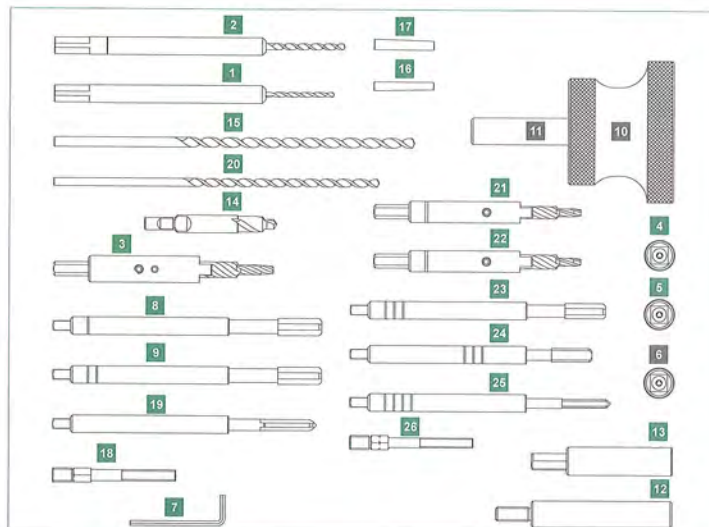
Kit per l'estrazione dell'elettrodo



Sempre nella stessa ottica abbiamo anche creato un Kit Universale per l'estrazione dell'elettrodo, cioè la parte finale della candelette che può rimanere nella sede, e che senza i giusti attrezzi diventa impossibile da rimuovere. Per questo tipo di operazione siamo veramente tra i pochi a poter dare una valida soluzione.



Puller plugs routes with system blowback



- Complete extractor for extracting broken plugs preheating diesel engine without removing the head.
- Kit suitable for plugs diameters: 8x1-9x1-10x1 and 10x1,25.
- Through the various tools supplied you can remove the plugs routes from all types of vehicles.
- For car workshops.

8

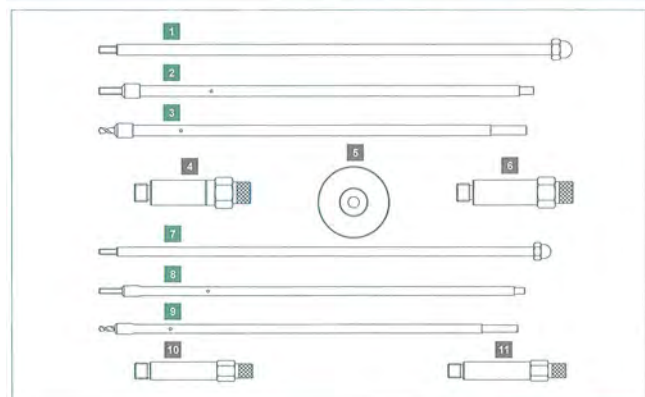
Code	Desc.	For glow plugs
4770005940	716	8x1-9x1-10x1-10x1,25

Spare Parts		
Code	Description	Figure
4770005960	716B-extension + tip d.2,7	1
4770005950	716A-extension + tip d.3,6	2
4770005990	716E-extension + pointing double-d.8,9 d.5,5	3
4770006082	Roller extraction bush d.2.5	4
4770006084	Roller extraction bush d.2.5	5
4430012910	Allen key 2.5 mm	7
4770006030	716I male M10x1 with extension	8
4770006040	716L-male M10x1,25 with extension	9
4770006090	Extension d.15 mm for extraction pin	12
4770006091	Extension d.16 mm with grain for tool holder	13
4770006000	716F-pointing double-d.8,9 d.5,5 short	14
4770005970	716C-twist drill cylindrical d.5,5	15
4770006088	Guide sleeve for drilling d.2,7 mm	16
4770006089	Guide sleeve for drilling d.3,6 mm	17
4770006086	1/4 "threaded insert	18
4770006050	716m-male 1/4 "-28unf with extension	19
4770005980	716D-twist drill cylindrical d.4,5	20
4770006020	716H-tip d.7-d.4,5	21
4770006010	716G-tip d.8-d.4,5	22
4770006060	716n-male M9x1 with extension	23
4770006070	716 O-male M8x1 with extension	24
4770006080	716P-male 12-28 unf with extension	25
4770006087	Threaded insert 12-28	26

Extractor for the tungsten tip of the glow plugs preheating



- The glow plug can break in two places: in the body and then you have to use the kit 4770005940, or on the tungsten tip that stays inside the headquarters of the glow plug.
- The kit allows you to drill precisely the tip of the glow plug in tungsten and then through the various tools, and removed without removing the cylinder head.
- Kit suitable for plugs diameters: 8x1-9x1-10x1 and 10x1, 25
- For car workshops



Code	Desc.	For glow plugs
4770006100	717	8x1-9x1-10x1-10x1,25

Spare Parts		
Code	Description	Figure
4770006112	M4 extraction rod with assembled nut	1
4770006110	717A-male m4 with extension	2
4770006120	717B-tip d.3,2 with extension	3
4770006132	M3 extraction rod with assembled nut	7
4770006130	717C-male m3 with extension	8
4770006140	717D-tip d.2,5 with extension	9

Kit integrazione estrazione tungsteno



- Set of tools for the extraction of the end of the electrode of incandescent glow plugs in case of breakage or seizure inside the seat, otherwise impossible to remove.
- The set includes all the tools necessary to safely remove the terminal part of the electrode of the glow plug without damaging the cylinder head. This operation becomes very simple and fast.
- The alternative is to dismantle the headboard, saving time becomes therefore considerable.

Code	Desc.
4770006148	717-M8

Kit for the extraction of the electro-injectors



Foto 1

Foto 2

Foto 3



Foto 4

Foto 5

Foto 6



- Kits for the extraction of the electro-injectors with system blowback.
- Usable on electro-injectors: Bosch, Delphi, Siemens.
- Complete with accessories.
- Suitable for car workshops and cargo.

8

Code	Desc.	For electro-injectors
4770006150	718	Bosch,Siemens;Delphi

Spare Parts		
Applications	Code	Description / Measure
Compass for removing injectors Siemens electrical connection 1/2 "	4770006170	718-25 Foto 1
Compass for removing injectors Siemens electrical connection 1/2 "	4770006180	718-27 Foto 2
Compass for removing electrical connection injectors Bosch 1/2 "	4770006190	718-28 Foto 3
Compass for removing electrical connection injectors Bosch 1/2 "	4770006200	718-29 Foto 4
Compass for removing electrical connection injectors Bosch 1/2 "	4770006210	718-30 Foto 5